



HOMEOWNER SURVEY

Home < FOR HOMEOWNERS < HOMEOWNER SURVEY



INTERIOR

1. Are your floors even? You might want to roll a ball on the floor or use a level.
2. Do you have cracks in the walls around windows and doors? Even hairline cracking is a sign of significant structural movement.
3. Do you have any doors that stick or do not close (normally or seasonally)? For example, in winter they do not operate correctly, but in summer they do.
4. Is the molding around doors or windows separating at the corners?
5. Does your refrigerator door swing open or shut by itself?

EXTERIOR

Any crack in masonry that you can stick the edge of a nickel in may be a sign of structural damage.

1. Inspect all masonry. Do you see cracks between the mortar and brick? These usually appear in a stair-step pattern or as horizontal or vertical crack straight through brick and mortar.
2. Inspect the areas around doors and windows. Do you see space or separation between wood trim and brick? Sometimes the space has been filled with caulking; beads should be no wider than 1/2".
3. Inspect the chimney. Is it leaning away from the house? Look for excessive caulk or wood trim that looks out of place. Check for double caulk lines.
4. Inspect the exterior trim molding. Where the brick meets the molding or freeze board at the roofline, is there misalignment or space in the corners?
5. Do you see settling of brick steps or stoop?

YARD

1. In dry periods, do you see cracks in the soil?
2. When it rains, do you have water standing or running around your home?
3. Do you ever have standing water in your crawl space?
4. Is it usually moist in your crawl space during or after a dry spell?

BASEMENT

1. Do you see horizontal cracking between the block and mortar? A crack usually means the basement wall is bowing inward. You can usually verify with a plumb line or straightedge.
2. Do you see cracking in the concrete floor?
3. Does water or moisture seep through the wall after a dry spell followed by rain?
4. Does water or moisture seep through the wall during a prolonged wet spell?
5. Do you ever notice efflorescence or calcium deposits on the block wall? This usually looks like a white raised chalky film and can usually be dusted off.

FREE EVALUATIONS

Just fill out the Quick Form below to let us estimate the project costs [Click here for Service Area](#)


Full Name Phone

Address City

Email Address

Message

Do you have any file?

I'm not a robot 

RECENT TWEETS

Here are five important reasons to repair your wet crawlspace and not ignore it! <https://t.co/ROvF6KEjUC...>
<https://t.co/l7Hn6P5SVb>


THE STABILIZER


- ⌚ The Stabilizer
- ⌚ Capacities
- ⌚ Helical Piling System

FIND OUT MORE

- ⌚ What We Do
- ⌚ Our Credentials

LET'S GET IN TOUCH

 Atlantic Foundation and Repair
PO Box 1450
Wendell, NC 27591

 Phone: 919-364-0747

Incurison by surface water is one of the most costly repairs a homeowner can face, and the vast majority of the tim... <https://t.co/CrnZFMvbEU>

Water can eat away the soil that your home rests on or rot your wooden supports. It can even cause some types of so... <https://t.co/G5UqAoGITZ>

🔍 Pier Comparision

🔍 Test Report

📠 Fax: 919-364-0747

✉ inquires@atlantic-foundation.com

Service Area: Serving Raleigh, Durham, Chapel Hill, Cary, Apex, Surrounding Area and Eastern North Carolina [Click here for Service Area](#)

